

# TOWN OF CUTLER BAY LAKES BY THE BAY PLAYGROUND SURFACE IMPROVEMENTS

8551 SW 216th ST  
CUTLER BAY, FLORIDA 33189-1816



## Sheet List Table

Sheet Number	Sheet Title
LS-100	COVER SHEET
LS-101	AREA PLAN
LS-102	DETAILS AND MATERIALS SCHEDULE

DEVELOPED FOR:

**TOWN OF CUTLER BAY**

## TOWN COUNCIL:

TIM MEERBOTT, MAYOR  
MICHAEL P. CALLAHAN, VICE MAYOR  
ROBERT DUNCAN, COUNCIL MEMBER 1  
SUZY LORD, COUNCIL MEMBER 2  
RICHARD RAMIREZ, COUNCIL MEMBER 3

PROJECT No. 215618125

**REVIEW SUBMITTAL**



PROJECT LOCATION

THE SCALE OF THESE DRAWINGS MAY HAVE CHANGED  
DUE TO REPRODUCTION

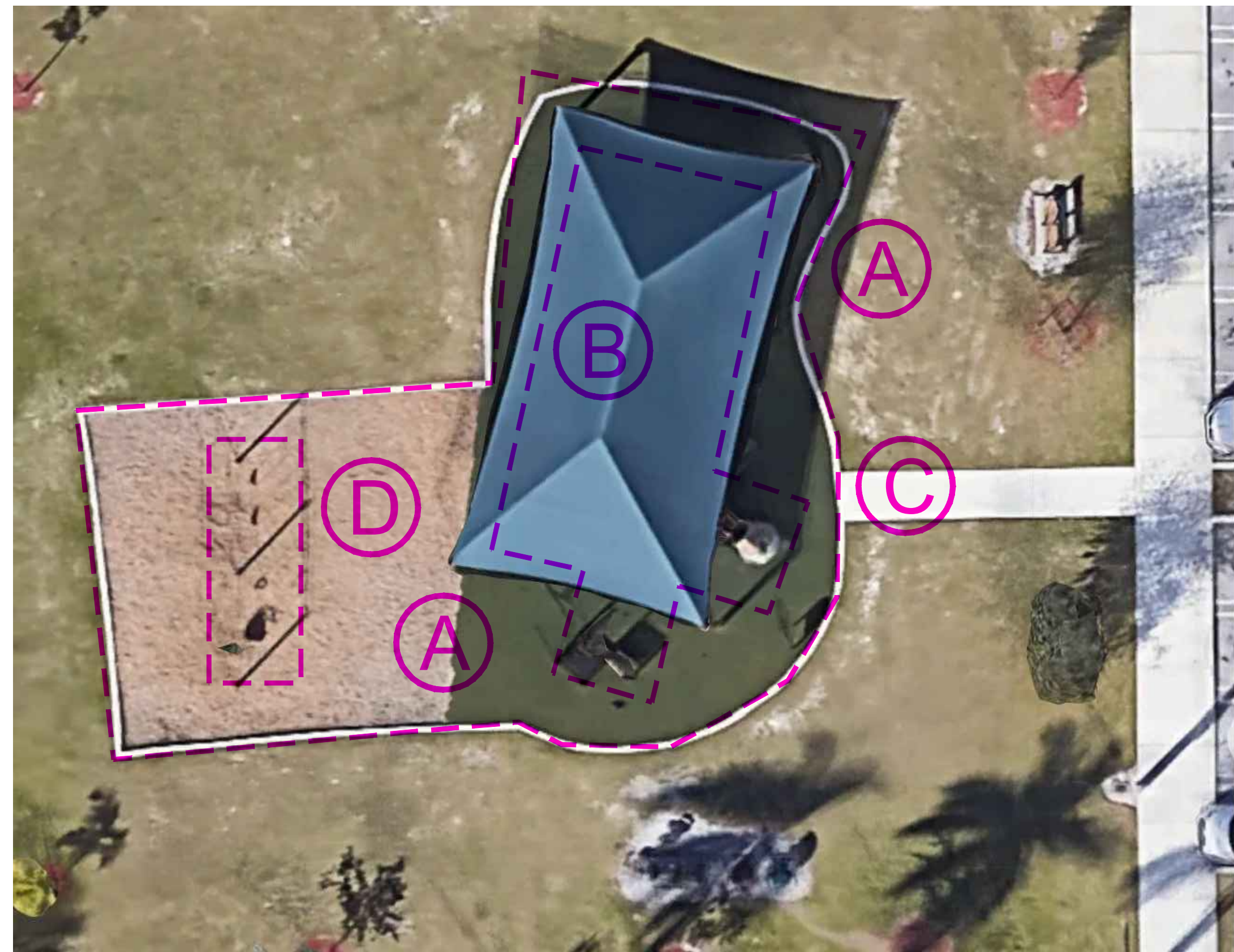


The Contractor shall verify and be responsible for all dimensions. DO NOT scale the drawing - any errors or omissions shall be reported to Stantec without delay. The Copyrights to all designs and drawings are the property of Stantec. Reproduction or use for any purpose other than that authorized by Stantec is forbidden.

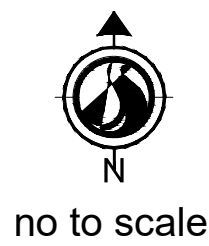
.....APPROVALS.....			
AGENCY	SUBMITTAL DATE	APPROVAL DATE	PERMIT NUMBER



912 Ponce de Leon Boulevard  
Coral Gables, Florida 33134  
www.stantec.com



## Playground Area



no to scale

- (A)** Limit of playground surface redevelopment  
(3,800 sqf (approximately) (see note 3))
- (B)** Limit of equipment under shade  
(1,100 sqf (approximately))
- (C)** Existing sidewalk connection to remain
- (D)** All existing play equipment to remain



Existing Edge to Remain  
(see note 3)



1 LS-500 6 LS-500  
↓ ↓  
Synthetic Turf Edge Restraint  
(high activity zone within identified area)  
Synthetic Turf  
6 LS-500 1 LS-500  
↓ ↓  
Synthetic Turf Edge Restraint  
TrampleZone/High Traffic Area  
(replaceable sections where foot traffic is high)



1 LS-500  
↓  
Synthetic Turf  
Existing Edge to Remain  
(see note 5)



Existing Edge to Remain  
(see note 5)  
Remove all Existing Mulch  
and Synthetic Turf  
1 LS-500  
↓  
Synthetic Turf



1 LS-500 6 LS-500  
↓ ↓  
Existing Edge to Remain  
TrampleZone/High Traffic Area  
(replaceable sections where foot traffic is high)  
Remove all Existing Mulch



4 LS-500  
↓  
Play Area Shade Structure Pole  
Protection  
TrampleZone/High Traffic Area  
(replaceable sections where foot traffic is high)  
Synthetic Turf

## Existing Site Conditions

### NOTE:

1. EXISTING PLAYGROUND AREA SHAPE TO REMAIN. CHANGES TO SHAPE SHALL BE PRESENTED TO OWNER/CIVIL ENGINEER FOR APPROVAL.
2. EXISTING PLAY EQUIPMENT TO REMAIN IN PLACE AND PROTECTED DURING THE NEW INSTALLATION OF SURFACE MATERIAL.
3. EXISTING PLAY AREA SURFACE AND MULCH AREA TO BE REMOVED AND REPLACED WITH SYNTHETIC TURF.
4. EXISTING PLAYGROUND EQUIPMENT TO REMAIN AND PROTECTED BY CONTRACTOR THROUGHOUT CONSTRUCTION.
5. EXISTING CONCRETE RESTRAINT/CURB TO REMAIN AND PROTECTED BY CONTRACTOR THROUGHOUT CONSTRUCTION.
6. CONTRACTOR TO VERIFY AREA OF SURFACE REDEVELOPMENT.



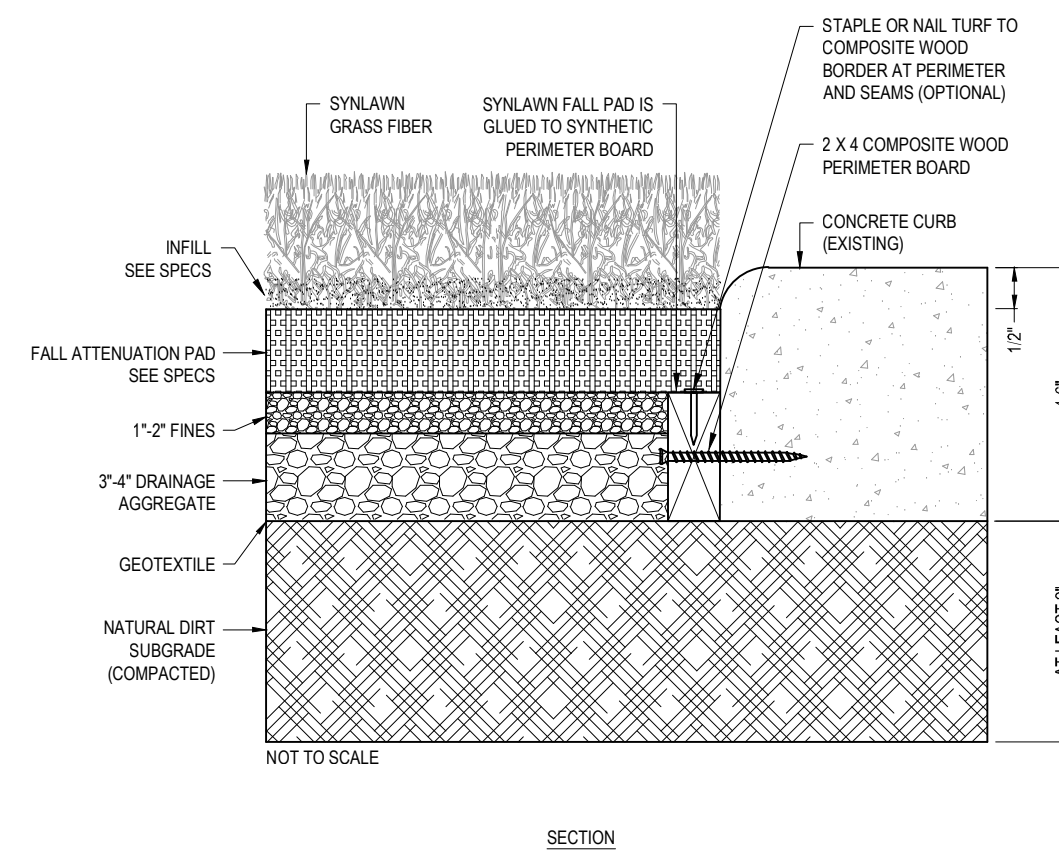
The Contractor shall verify and be responsible for all dimensions. DO NOT scale the drawing - any errors or omissions shall be reported to Stantec without delay. The Copyrights to all designs and drawings are the property of Stantec. Reproduction or use for any purpose other than that authorized by Stantec is forbidden.



Client/Project  
LAKES BY THE BAY PARK  
PLAYGROUND SURFACE IMPROVEMENTS  
TOWN OF CUTLER BAY, FLORIDA

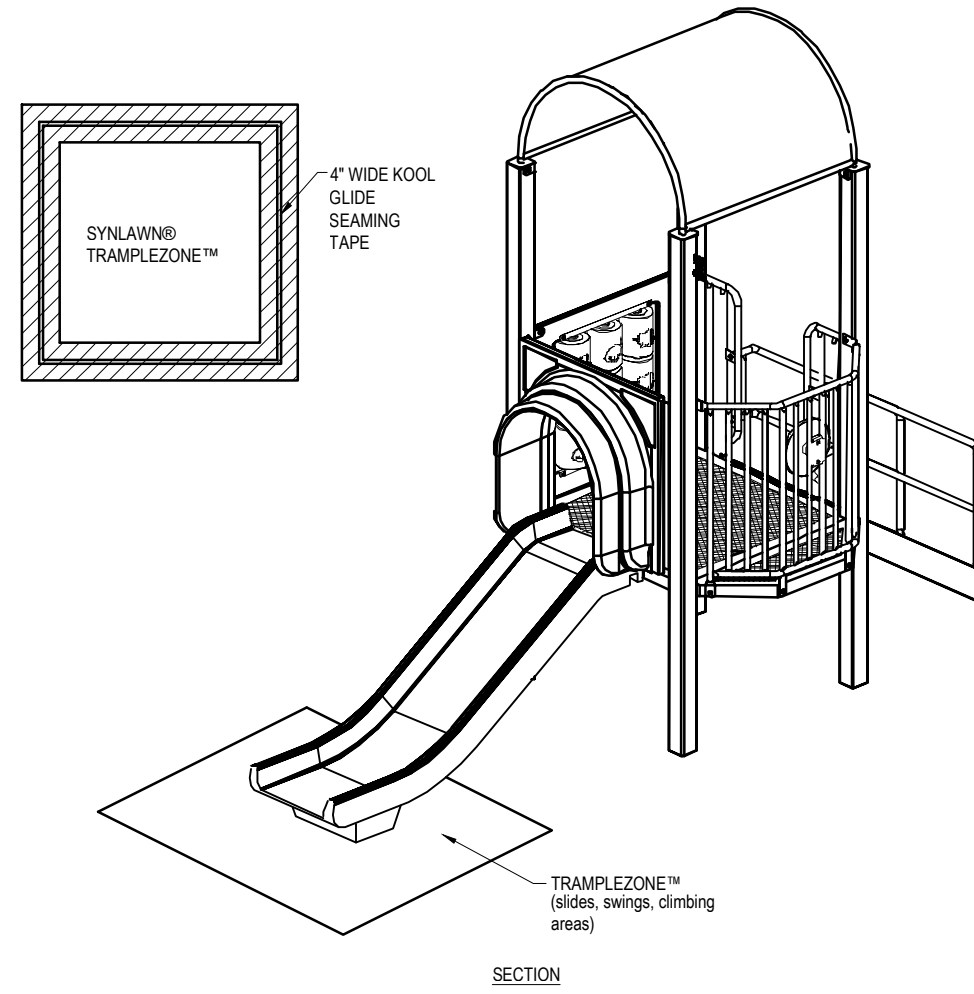
File Name: 20220206\_215618046\_L501\_LAKES\_DWG.DWG LG SC LG 23.01.18  
Dwn. Chkd. Dsgn. YY.MM.DD

Title		
AREA PLAN		
Project No.	Scale	
215618125	AS NOTED	
Drawing No.	Sheet	Revision
215618125	LS-101 2 of 3	



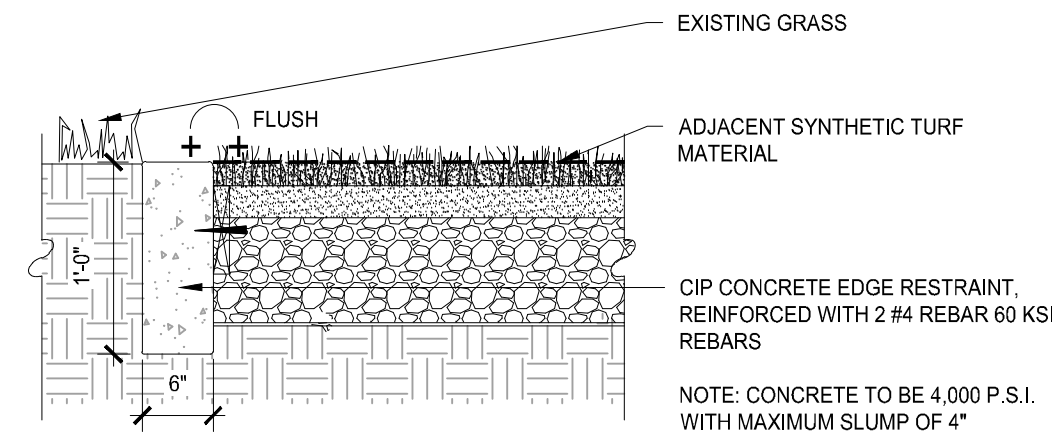
- NOTES:
1. INSTALLATION TO BE COMPLETED IN ACCORDANCE WITH MANUFACTURER'S SPECIFICATIONS.
  2. DO NOT SCALE DRAWING.
  3. THIS DRAWING IS INTENDED FOR USE BY ARCHITECTS, ENGINEERS, CONTRACTORS, CONSULTANTS AND DESIGN PROFESSIONALS FOR PLANNING PURPOSES ONLY. THIS DRAWING MAY NOT BE USED FOR CONSTRUCTION.
  4. ALL INFORMATION CONTAINED HEREIN WAS CURRENT AT THE TIME OF DEVELOPMENT BUT MUST BE REVIEWED AND APPROVED BY THE PRODUCT MANUFACTURER TO BE CONSIDERED ACCURATE.
  5. CONTRACTOR'S NOTE: FOR PRODUCT AND COMPANY INFORMATION VISIT [www.CADdetails.com/info](http://www.CADdetails.com/info) AND ENTER REFERENCE NUMBER

**1** EXISTING CONCRETE SIDEWALK/SYNTHETIC TURF TRANSITION  
no scale



- NOTES:
1. INSTALLATION TO BE COMPLETED IN ACCORDANCE WITH MANUFACTURER'S SPECIFICATIONS.
  2. DO NOT SCALE DRAWING.
  3. THIS DRAWING IS INTENDED FOR USE BY ARCHITECTS, ENGINEERS, CONTRACTORS, CONSULTANTS AND DESIGN PROFESSIONALS FOR PLANNING PURPOSES ONLY. THIS DRAWING MAY NOT BE USED FOR CONSTRUCTION.
  4. ALL INFORMATION CONTAINED HEREIN WAS CURRENT AT THE TIME OF DEVELOPMENT BUT MUST BE REVIEWED AND APPROVED BY THE PRODUCT MANUFACTURER TO BE CONSIDERED ACCURATE.
  5. CONTRACTOR'S NOTE: FOR PRODUCT AND COMPANY INFORMATION VISIT [www.CADdetails.com/info](http://www.CADdetails.com/info) AND ENTER REFERENCE NUMBER

**3** TRAMPLEZONE/HIGH TRAFFIC AREA  
no scale



**6** CONCRETE CURB/SYNTHETIC TURF EDGE RESTRAINT  
no scale

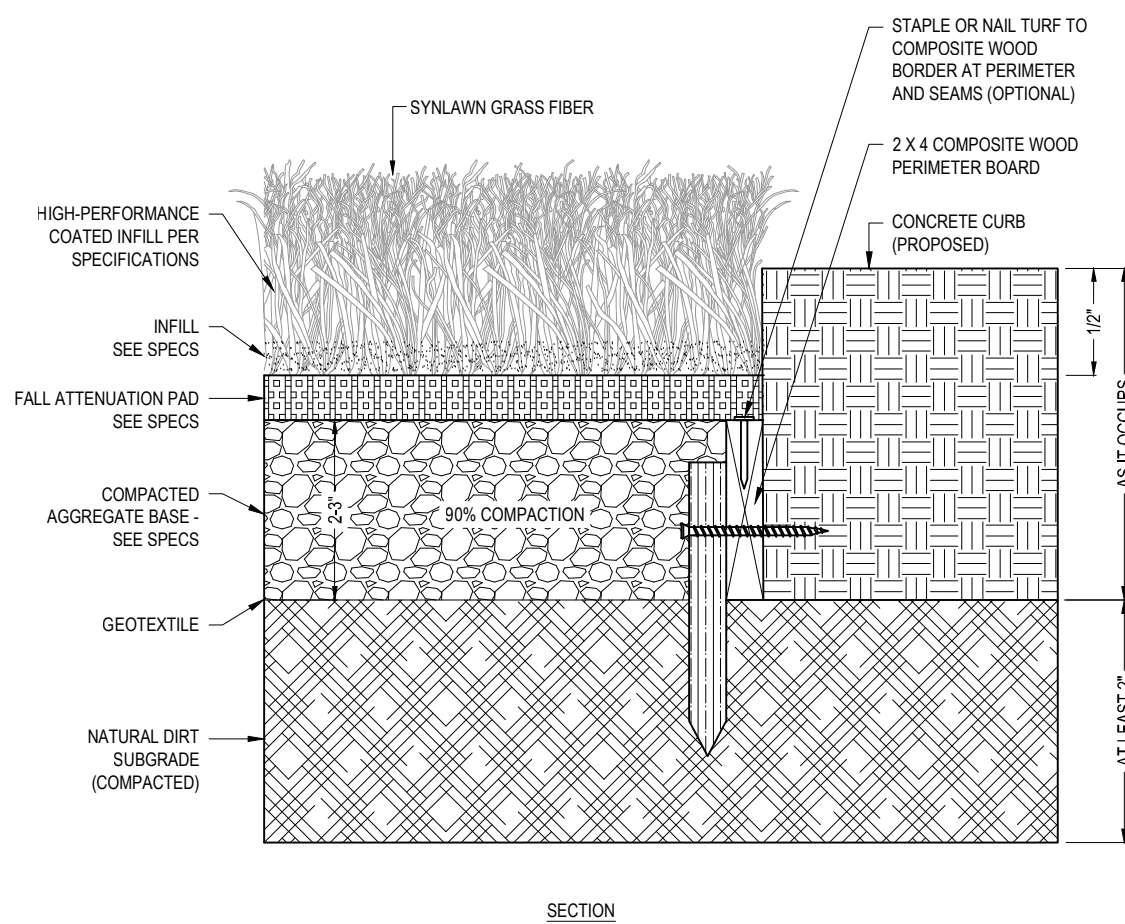
**HARDSCAPE MATERIALS NOTES**

**1** LS-500  
ITEM: ARTIFICIAL TURF  
QUANTITY: CONTRACTOR TO VERIFY  
TYPE: SYNAUGUSTINE 347  
PILE HEIGHT: 1 3/8"  
COLOR: FIELD GREEN/BEIGE  
NOTES: INSTALL PER MANUFACTURER'S SPECIFICATIONS. WHERE STANDARDS EXCEED DETAILS PROVIDED. CONTRACTOR TO SUPPLY A FULLY SANDED SAMPLE FOR APPROVAL BY OWNER AND/OR LANDSCAPE ARCHITECT PRIOR TO PURCHASE.  
SUPPLIER: SYNLAWN OR APPROVED EQUAL  
CONTACT: Kevin McKeever  
FLORIDA - TAMPA  
2909 21st East Court  
Palmetto, Florida 34221  
Phone: (813) 257-0093/mobile  
(813) 257-7273/office  
Email: [kevin.mckeever@synlawn.com](mailto:kevin.mckeever@synlawn.com)  
Website: [www.synlawn.com](http://www.synlawn.com)

**3** LS-500  
ITEM: ARTIFICIAL TURF - TRAMPLEZONE PACKAGE  
QUANTITY: CONTRACTOR TO VERIFY  
TYPE: SYNLAWN OR APPROVED EQUAL  
COLOR: GREEN (MATCH MAIN ARTIFICIAL TURF)  
NOTES: INSTALL PER MANUFACTURER'S SPECIFICATIONS. WHERE STANDARDS EXCEED DETAILS PROVIDED. CONTRACTOR TO SUPPLY A FULLY SANDED SAMPLE FOR APPROVAL BY OWNER AND/OR LANDSCAPE ARCHITECT PRIOR TO PURCHASE.  
SUPPLIER: SYNLAWN OR APPROVED EQUAL  
CONTACT: Kevin McKeever  
FLORIDA - TAMPA  
2909 21st East Court  
Palmetto, Florida 34221  
Phone: (813) 257-0093/mobile  
(813) 257-7273/office  
Email: [kevin.mckeever@synlawn.com](mailto:kevin.mckeever@synlawn.com)  
Website: [www.synlawn.com](http://www.synlawn.com)

**4** LS-500  
ITEM: BROCK PLAYGROUND SYSTEM  
QUANTITY: CONTRACTOR TO VERIFY  
TYPE: PLAYGROUND SURFACE PAD SYSTEM  
COLOR: N/A  
NOTES: INSTALL PER MANUFACTURER'S SPECIFICATIONS. CONTRACTOR TO SUPPLY SAMPLE FOR APPROVAL BY OWNER AND/OR LANDSCAPE ARCHITECT PRIOR TO PURCHASE.  
SUPPLIER: BROCK OR APPROVED EQUAL  
CONTACT: 3090 Sterling Circle, Suite 102,  
Boulder, Colorado 80301  
Phone: (877) 276-2587  
Website: [www.brockusa.com](http://www.brockusa.com)

**5** LS-500  
ITEM: SAFETY POLE PADS  
QUANTITY: CONTRACTOR TO VERIFY  
TYPE: OUTDOOR POLE PAD  
COLOR: OWNER SELECTED  
NOTES: INSTALL PER MANUFACTURER'S SPECIFICATIONS. CONTRACTOR TO SUPPLY SAMPLE FOR APPROVAL BY OWNER AND/OR LANDSCAPE ARCHITECT PRIOR TO PURCHASE.  
SUPPLIER: ASI POLE PADS OR APPROVED EQUAL  
CONTACT: ASI POLE PADS  
(214) 755-2934  
[www.safetypolepad.com](http://www.safetypolepad.com)



- NOTES:
1. INSTALLATION TO BE COMPLETED IN ACCORDANCE WITH MANUFACTURER'S SPECIFICATIONS.
  2. DO NOT SCALE DRAWING.
  3. THIS DRAWING IS INTENDED FOR USE BY ARCHITECTS, ENGINEERS, CONTRACTORS, CONSULTANTS AND DESIGN PROFESSIONALS FOR PLANNING PURPOSES ONLY. THIS DRAWING MAY NOT BE USED FOR CONSTRUCTION.
  4. ALL INFORMATION CONTAINED HEREIN WAS CURRENT AT THE TIME OF DEVELOPMENT BUT MUST BE REVIEWED AND APPROVED BY THE PRODUCT MANUFACTURER TO BE CONSIDERED ACCURATE.
  5. CONTRACTOR'S NOTE: FOR PRODUCT AND COMPANY INFORMATION VISIT [www.CADdetails.com/info](http://www.CADdetails.com/info) AND ENTER REFERENCE NUMBER

**2** PROPOSED CONCRETE RESTRAINT/SYN TURF TRANSITION  
no scale

- PowerBase PLAY Series OR APPROVED EQUAL
- 50mm thickness (2")
  - Playground system fall heights up to 8ft
  - Individually molded panels
  - Dimensionally stable in all climatic conditions
  - Vertical and lateral drainage system
  - >250 inches vertical drainage per hour
  - 6.2 gallons water storage capacity per panel
  - Cradle to Cradle Certified
  - Patented



**4** SAFETY CUSHIONING LAYER  
no scale



**5** SAFETY POLE PAD/PROTECTIVE BARRIER  
no scale

Architecture\2022\2226\_271546\8045\_L501\_Lakes.dwg, Logn  
 C:\Users\jsteele\OneDrive\Documents\Projects\2022\2226\_271546\8045\_L501\_Lakes.dwg, Logn



The Contractor shall verify and be responsible for all dimensions. DO NOT scale the drawing - any errors or omissions shall be reported to Stantec without delay. The Copyrights to all designs and drawings are the property of Stantec. Reproduction or use for any purpose other than that authorized by Stantec is forbidden.



Client/Project  
LAKES BY THE BAY PARK  
PLAYGROUND SURFACE IMPROVEMENTS  
TOWN OF CUTLER BAY, FLORIDA

File Name: 20221026\_215618125\_LB1\_LAKES\_DWG.DWG  
 LG SC LG 23.01.18  
 Dwn. Chkd. Dsgn. YY.MM.DD

Title  
DETAILS AND MATERIALS SCHEDULE

Project No.	Scale	
215618125	AS NOTED	
Drawing No.	Sheet	Revision
215618125	LS-102	3 of 3