

TOWN OF CUTLER BAY BEL-AIRE PARK PLAYGROUND SURFACE IMPROVEMENTS

18500 FRANJO Rd
CUTLER BAY, FLORIDA 33189-1816



Sheet List Table

Sheet Number	Sheet Title
LS-100	COVER SHEET
LS-101	AREA PLAN
LS-102	DETAILS AND MATERIALS SCHEDULE

DEVELOPED FOR:

TOWN OF CUTLER BAY

TOWN COUNCIL:

TIM MEERBOTT, MAYOR
MICHAEL P. CALLAHAN, VICE MAYOR
ROBERT DUNCAN, COUNCIL MEMBER 1
SUZY LORD, COUNCIL MEMBER 2
RICHARD RAMIREZ, COUNCIL MEMBER 3

PROJECT No. 215618125

REVIEW SUBMITTAL



PROJECT LOCATION

THE SCALE OF THESE DRAWINGS MAY HAVE CHANGED
DUE TO REPRODUCTION

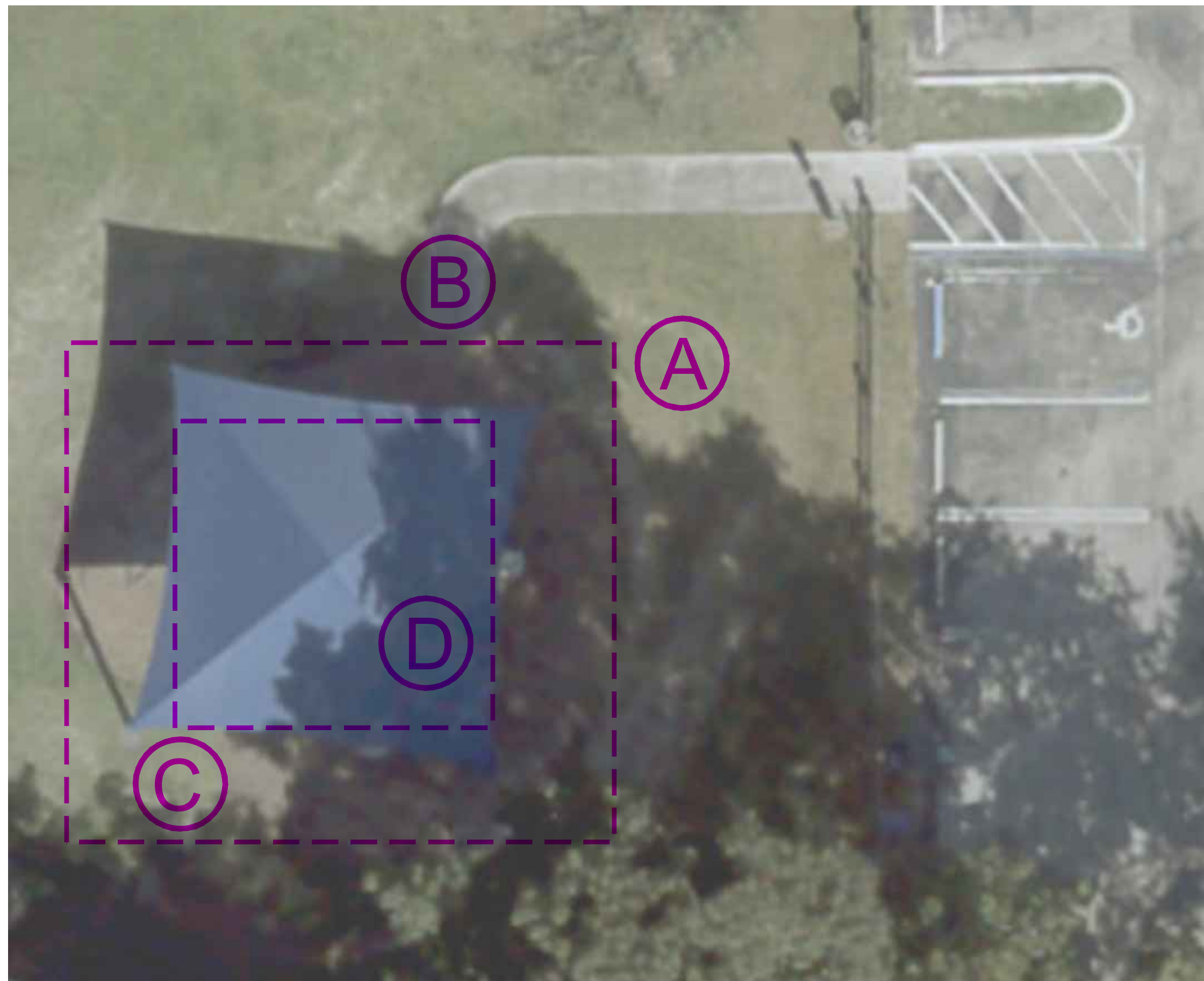


The Contractor shall verify and be responsible for all dimensions. DO NOT scale the drawing - any errors or omissions shall be reported to Stantec without delay. The Copyrights to all designs and drawings are the property of Stantec. Reproduction or use for any purpose other than that authorized by Stantec is forbidden.

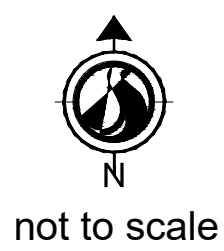
.....APPROVALS.....			
AGENCY	SUBMITTAL DATE	APPROVAL DATE	PERMIT NUMBER



800 Fairway Drive, Suite 195
Deerfield Beach, Florida 33441
Tel. 954-481-2812
Fax. 954-481-2818
www.stantec.com



Playground Area



- A** Limit of playground surface redevelopment
(2,000 sqf (approximately))
- B** Existing sidewalk connection to remain
- C** Limit of equipment under shade
(500 sqf (approximately))
- D** All existing play equipment to remain



- 2** Synthetic Turf Edge Restraint
(high activity zone within identified area)
- 5** Shade Structure Pole Protection
- 1** Synthetic Turf + 2" Fall Attenuation Pad
(high activity fall zone within play equipment area)
- 4** Synthetic Turf + 2" Fall Attenuation Pad
(high activity fall zone within play equipment area)
- 3** TrampleZone/High Traffic Area
(replaceable sections where foot traffic is high - under equipment areas)



- 1** Concrete to Synthetic Turf Transition
(concrete sidewalk ends meets synthetic turf)
- 2** Concrete to Synthetic Turf Transition
(new installation)

Existing Site Conditions

NOTE:

1. EXISTING PLAYGROUND AREA SHAPE TO REMAIN. CHANGES TO SHAPE SHALL BE PRESENTED TO OWNER/CIVIL ENGINEER FOR APPROVAL.
2. EXISTING PLAY EQUIPMENT TO REMAIN IN PLACE AND PROTECTED DURING THE NEW INSTALLATION OF SURFACE MATERIAL.
3. EXISTING CONCRETE SIDEWALK TO REMAIN AND PROTECTED BY CONTRACTOR THROUGHOUT CONSTRUCTION.
4. EXISTING PLAY EQUIPMENT TO REMAIN AND PROTECTED BY CONTRACTOR THROUGHOUT CONSTRUCTION.
5. EXISTING MULCH TO BE REMOVED AND REPLACED WITH SYNTHETIC TURF WHERE IDENTIFIED.

F:\2022\215618125\Drawings\Bel_Aire\landscape Architecture\20221226_215618125_L501_BelAire.dwg
 2022/12/15 1:34 PM By: 0091, Logn

Revision	By	Appd.	YY.MM.DD

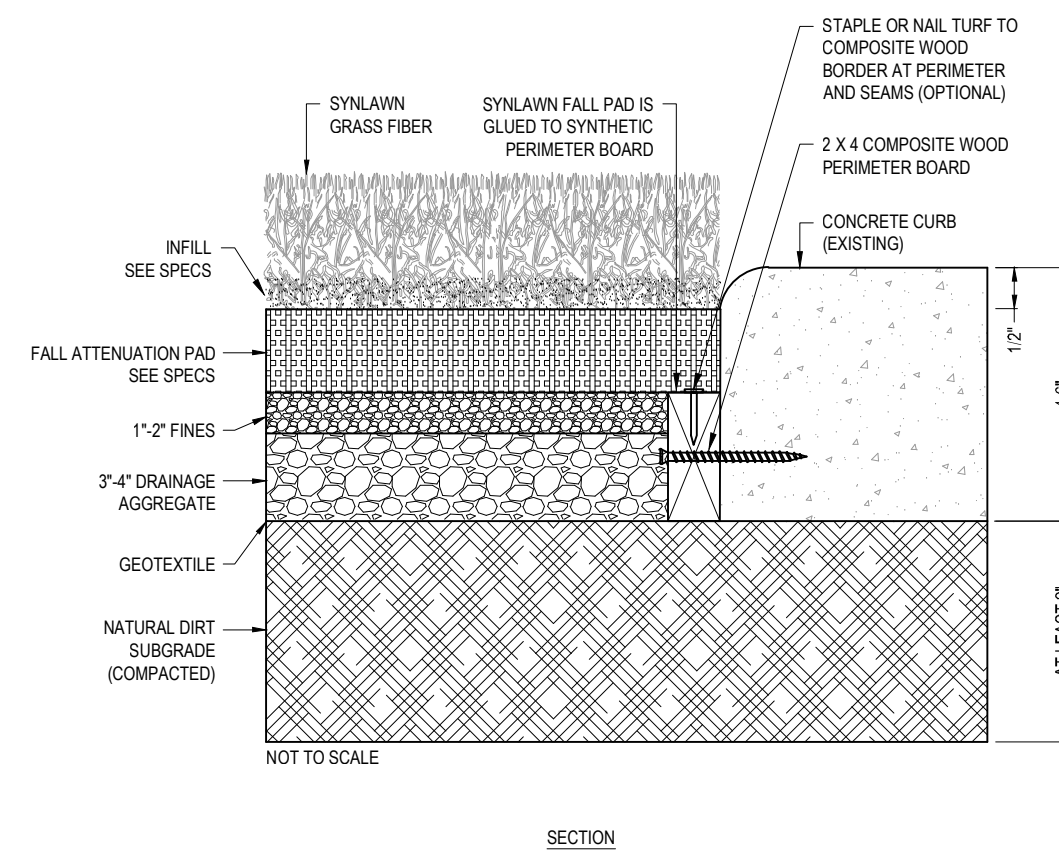
901 Ponce de Leon Boulevard
 Coral Gables, Florida 33134
 www.stantec.com

The Contractor shall verify and be responsible for all dimensions. DO NOT scale the drawing - any errors or omissions shall be reported to Stantec without delay. The Copyrights to all designs and drawings are the property of Stantec. Reproduction or use for any purpose other than that authorized by Stantec is forbidden.

INCORPORATED 2005

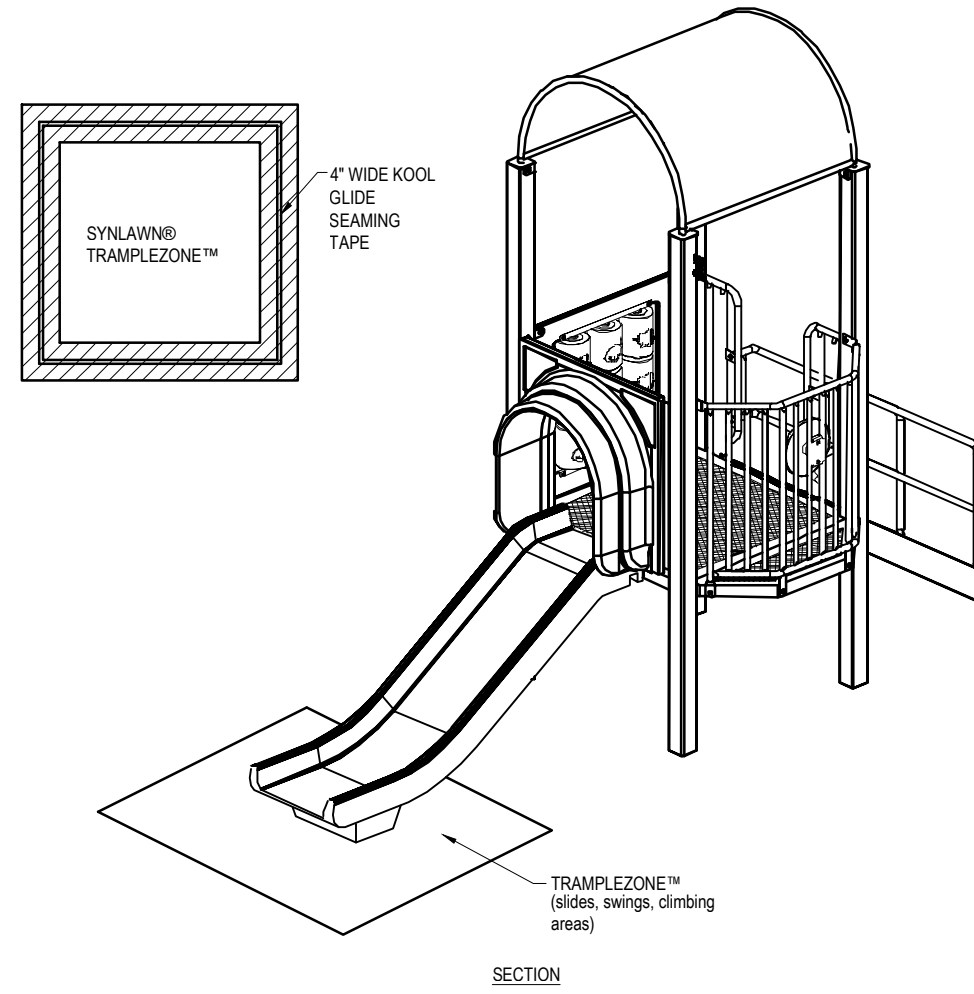
Client/Project	BEL AIRE PARK PLAYGROUND SURFACE IMPROVEMENTS TOWN OF CUTLER BAY, FLORIDA
File Name:	20221226_215618125_L501_BELAIRE.DWG
LG Dwn.	SC Chkd.
LG Dsgn.	23.01.18 YY.MM.DD

Title		AREA PLAN	
Project No.	215618125	Scale	AS NOTED
Drawing No.	215618125	Sheet	LS-101
Revision	2	of	3



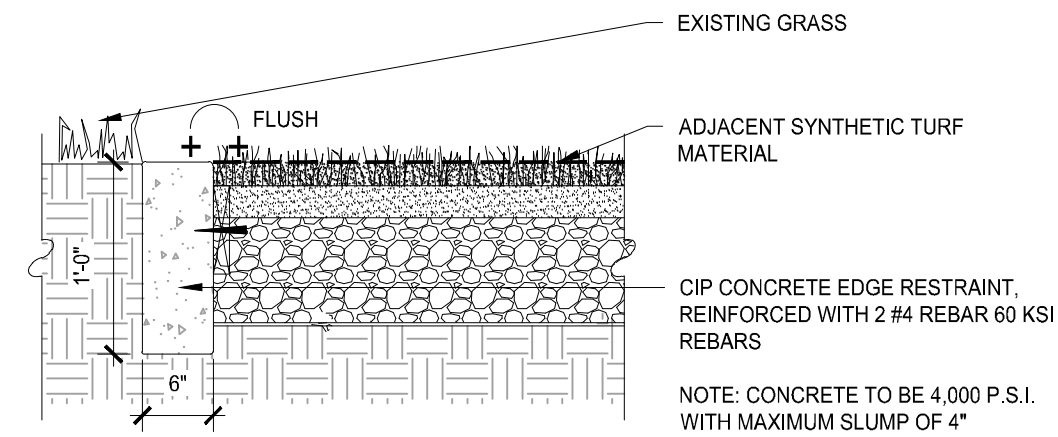
- NOTES:
1. INSTALLATION TO BE COMPLETED IN ACCORDANCE WITH MANUFACTURER'S SPECIFICATIONS.
 2. DO NOT SCALE DRAWING.
 3. THIS DRAWING IS INTENDED FOR USE BY ARCHITECTS, ENGINEERS, CONTRACTORS, CONSULTANTS AND DESIGN PROFESSIONALS FOR PLANNING PURPOSES ONLY. THIS DRAWING MAY NOT BE USED FOR CONSTRUCTION.
 4. ALL INFORMATION CONTAINED HEREIN WAS CURRENT AT THE TIME OF DEVELOPMENT BUT MUST BE REVIEWED AND APPROVED BY THE PRODUCT MANUFACTURER TO BE CONSIDERED ACCURATE.
 5. CONTRACTOR'S NOTE: FOR PRODUCT AND COMPANY INFORMATION VISIT www.CADetails.com/info AND ENTER REFERENCE NUMBER

1 EXISTING CONCRETE SIDEWALK/SYNTHETIC TURF TRANSITION
no scale

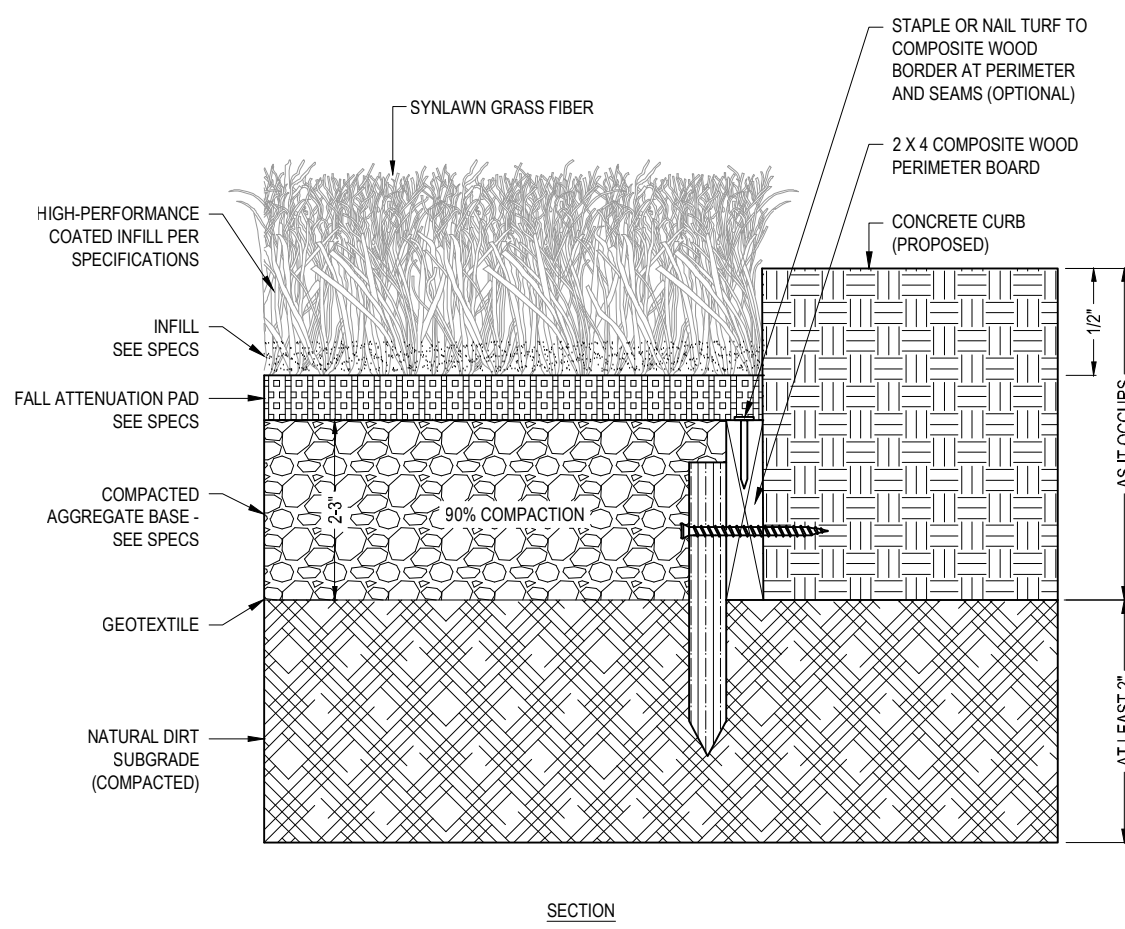


- NOTES:
1. INSTALLATION TO BE COMPLETED IN ACCORDANCE WITH MANUFACTURER'S SPECIFICATIONS.
 2. DO NOT SCALE DRAWING.
 3. THIS DRAWING IS INTENDED FOR USE BY ARCHITECTS, ENGINEERS, CONTRACTORS, CONSULTANTS AND DESIGN PROFESSIONALS FOR PLANNING PURPOSES ONLY. THIS DRAWING MAY NOT BE USED FOR CONSTRUCTION.
 4. ALL INFORMATION CONTAINED HEREIN WAS CURRENT AT THE TIME OF DEVELOPMENT BUT MUST BE REVIEWED AND APPROVED BY THE PRODUCT MANUFACTURER TO BE CONSIDERED ACCURATE.
 5. CONTRACTOR'S NOTE: FOR PRODUCT AND COMPANY INFORMATION VISIT www.CADetails.com/info AND ENTER REFERENCE NUMBER

3 TRAMPLEZONE/HIGH TRAFFIC AREA
no scale



6 CONCRETE CURB/SYNTHETIC TURF EDGE RESTRAINT
no scale



- NOTES:
1. INSTALLATION TO BE COMPLETED IN ACCORDANCE WITH MANUFACTURER'S SPECIFICATIONS.
 2. DO NOT SCALE DRAWING.
 3. THIS DRAWING IS INTENDED FOR USE BY ARCHITECTS, ENGINEERS, CONTRACTORS, CONSULTANTS AND DESIGN PROFESSIONALS FOR PLANNING PURPOSES ONLY. THIS DRAWING MAY NOT BE USED FOR CONSTRUCTION.
 4. ALL INFORMATION CONTAINED HEREIN WAS CURRENT AT THE TIME OF DEVELOPMENT BUT MUST BE REVIEWED AND APPROVED BY THE PRODUCT MANUFACTURER TO BE CONSIDERED ACCURATE.
 5. CONTRACTOR'S NOTE: FOR PRODUCT AND COMPANY INFORMATION VISIT www.CADetails.com/info AND ENTER REFERENCE NUMBER

2 PROPOSED CONCRETE RESTRAINT/SYN TURF TRANSITION
no scale

- PowerBase PLAY Series OR APPROVED EQUAL
- 50mm thickness (2")
 - Playground system fall heights up to 8ft
 - Individually molded panels
 - Dimensionally stable in all climatic conditions
 - Vertical and lateral drainage system
 - >250 inches vertical drainage per hour
 - 6.2 gallons water storage capacity per panel
 - Cradle to Cradle Certified
 - Patented



4 SAFETY CUSHIONING LAYER
no scale



5 SAFETY POLE PAD/PROTECTIVE BARRIER
no scale

HARDSCAPE MATERIALS NOTES

- 1** LS-500
- ITEM: ARTIFICIAL TURF
 QUANTITY: CONTRACTOR TO VERIFY
 TYPE: SYNAUGUSTINE 347
 PILE HEIGHT: 1 3/8"
 COLOR: FIELD GREEN/BEIGE
- NOTES: INSTALL PER MANUFACTURER'S SPECIFICATIONS. WHERE STANDARDS EXCEED DETAILS PROVIDED, CONTRACTOR TO SUPPLY A FULLY SANDED SAMPLE FOR APPROVAL BY OWNER AND/OR LANDSCAPE ARCHITECT PRIOR TO PURCHASE.
- SUPPLIER: SYNLAWN OR APPROVED EQUAL
 CONTACT: Kevin McKeever
 FLORIDA - TAMPA
 2909 21st East Court
 Palmetto, Florida 34221
 Phone: (813) 257-0093/mobile
 (813) 257-7273/office
 Email: kevin.mckeever@synlawn.com
 Website: www.synlawn.com
- 3** LS-500
- ITEM: ARTIFICIAL TURF - TRAMPLEZONE PACKAGE
 QUANTITY: CONTRACTOR TO VERIFY
 TYPE: SYNLAWN OR APPROVED EQUAL
 COLOR: GREEN (MATCH MAIN ARTIFICIAL TURF)
- NOTES: INSTALL PER MANUFACTURER'S SPECIFICATIONS. WHERE STANDARDS EXCEED DETAILS PROVIDED, CONTRACTOR TO SUPPLY A FULLY SANDED SAMPLE FOR APPROVAL BY OWNER AND/OR LANDSCAPE ARCHITECT PRIOR TO PURCHASE.
- SUPPLIER: SYNLAWN OR APPROVED EQUAL
 CONTACT: Kevin McKeever
 FLORIDA - TAMPA
 2909 21st East Court
 Palmetto, Florida 34221
 Phone: (813) 257-0093/mobile
 (813) 257-7273/office
 Email: kevin.mckeever@synlawn.com
 Website: www.synlawn.com
- 4** LS-500
- ITEM: BROCK PLAYGROUND SYSTEM
 QUANTITY: CONTRACTOR TO VERIFY
 TYPE: PLAYGROUND SURFACE PAD SYSTEM
 COLOR: N/A
- NOTES: INSTALL PER MANUFACTURER'S SPECIFICATIONS. CONTRACTOR TO SUPPLY SAMPLE FOR APPROVAL BY OWNER AND/OR LANDSCAPE ARCHITECT PRIOR TO PURCHASE.
- SUPPLIER: BROCK OR APPROVED EQUAL
 CONTACT: 3090 Sterling Circle, Suite 102,
 Boulder, Colorado 80301
 Phone: (877) 276-2587
 Website: www.brockusa.com
- 5** LS-500
- ITEM: SAFETY POLE PADS
 QUANTITY: CONTRACTOR TO VERIFY
 TYPE: OUTDOOR POLE PAD
 COLOR: OWNER SELECTED
- NOTES: INSTALL PER MANUFACTURER'S SPECIFICATIONS. CONTRACTOR TO SUPPLY SAMPLE FOR APPROVAL BY OWNER AND/OR LANDSCAPE ARCHITECT PRIOR TO PURCHASE.
- SUPPLIER: ASI POLE PADS OR APPROVED EQUAL
 CONTACT: ASI POLE PADS
 (214) 755-2934
www.safetypolepad.com

C:\Users\jg150448\Documents\Bel Aire\Hardscope Architecture\20221226_215618048_L101_BelAire.dwg
 5/20/22 11:15:30 AM By: jg150448



The Contractor shall verify and be responsible for all dimensions. DO NOT scale the drawing - any errors or omissions shall be reported to Stantec without delay. The Copyrights to all designs and drawings are the property of Stantec. Reproduction or use for any purpose other than that authorized by Stantec is forbidden.



Client/Project
 BEL AIRE PARK
 PLAYGROUND SURFACE IMPROVEMENTS
 TOWN OF CUTLER BAY, FLORIDA

File Name: 20221226_215618048_L101_BELAIRE.DWG
 LG Dwn. SC Chkd. LG Dsgn. 23.01.18 YY.MM.DD

Title
 DETAILS AND MATERIALS SCHEDULE

Project No. 215618125	Scale AS NOTED
Drawing No. 215618125	Sheet LS-102
Revision 3 of 3	